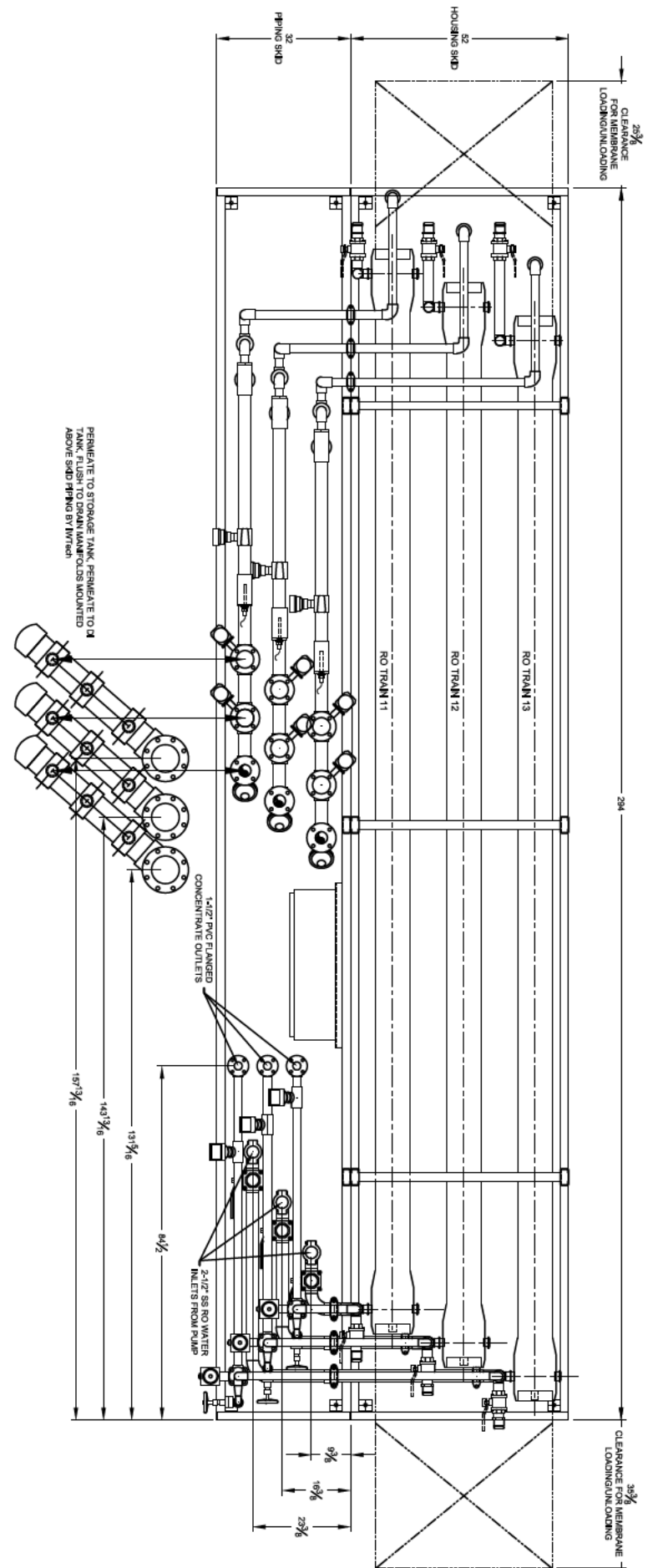
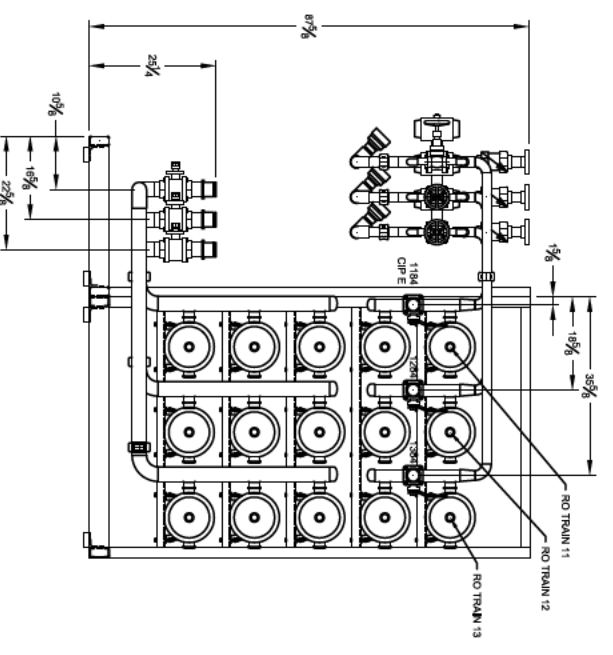
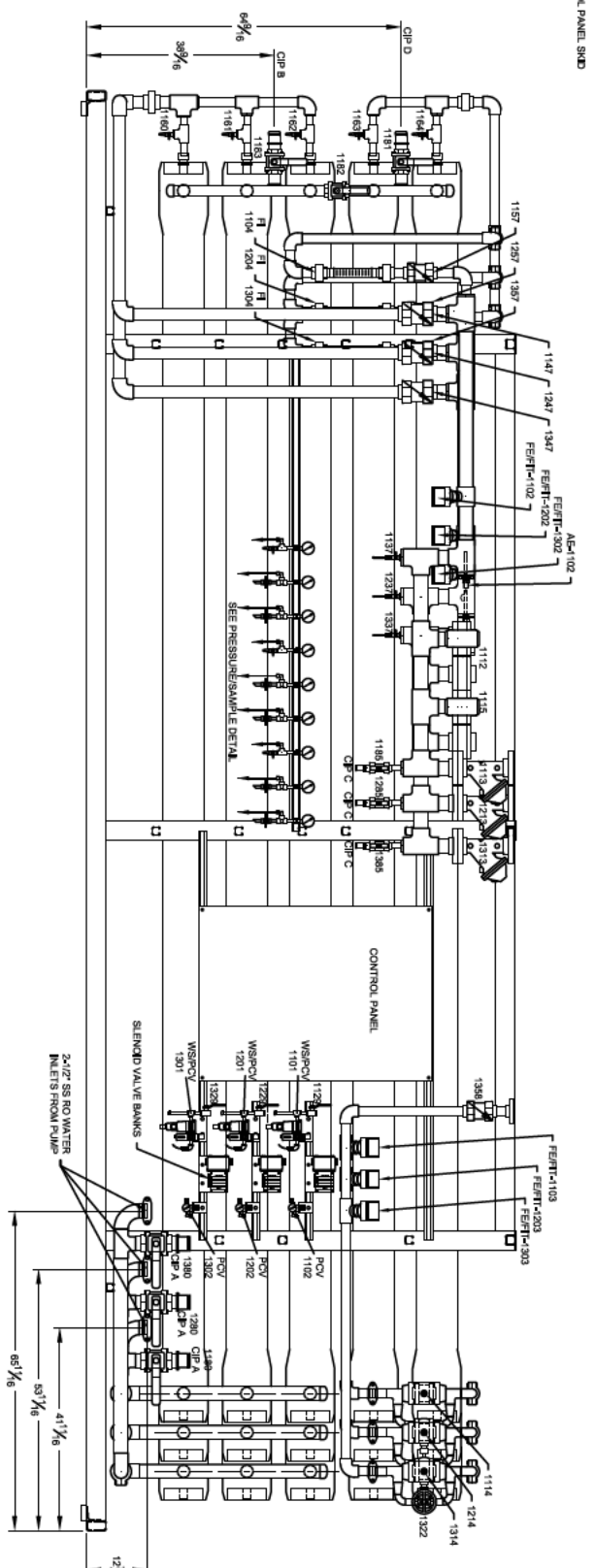
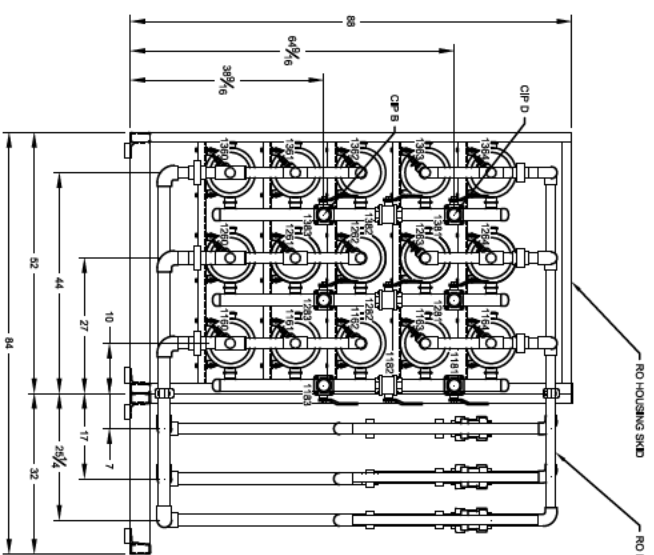


**PRESSURE/SAMPLE DETAIL**

NOT TO SCALE



PERMEDIATE TO STORAGE TANK. PERMEDIATE TO A TANK. FLUSH TO DRAIN MANIFOLDS MOUNTED ABOVE SKID PIPING BY INTER

**NOTES:**

1. TWO SKIDS ARE FURNISHED. ONE RO ELEMENT HOUSING, ONE PIPING AND CONTROLS.
2. ALL LOW PRESSURE PIPING IS SCH 80 PVC. FITTINGS ARE SW. THREADED CONNECTIONS ARE USED ONLY WHERE NECESSARY. HIGH PRESSURE PIPING IS SCH 10 316LSS WITH BW FITTINGS. GROOVED PIPE CONNECTIONS ARE SCH 40 316L SS WITH CUT GROOVES. 316 CLAMPS/COUPLINGS. 316 SS HARDWARE AND EPDM GASKETS.
3. LOW PRESSURE SKID CONNECTIONS ARE TWO-PIECE 150#W FLANGES. PROCESS TUBING IS 1/4" OD PE WITH PP TUBE FITTINGS. HIGH PRESSURE SKID CONNECTIONS ARE 300# SLIP ON WELD FLANGES AND GROOVED PIPE CONNECTIONS.
- 4.
5. FLANGE HARDWARE IS 316SS. F993G GROUP 2 HEX HD BOLTS. A193 GR B8M STUDS. F594G GROUP 2 316SS HEX NUTS. 316SS SAE STYLE FLAT WASHERS. AND 410SS INTERNAL TOOTH LOCK WASHERS.
6. PIPE SUPPORTS SHOWN ARE BY M7tech. THEY ARE 316SS STRUT CHANNEL WELDED OR BOLTED TOGETHER. PIPE CLAMPS AND FASTENING HARDWARE IS 316 SS. ANCHOR BOLTS ARE BY OTHERS. ALL 1" THICK PLASTIC SPACERS UNDER THE PIPE SUPPORTS AND EQUIPMENT ARE BY OTHERS.
7. LOW PRESSURE GASKETS ARE FULL FACE 1/8" THICK EPDM. HIGH PRESSURE GASKETS ARE FULL FACE 1/8" BLUE GYLM.
7. ESTIMATED WEIGHTS: 7,200 LBS DRY, 10,980 LBS

REV.	A	RELEASED FOR REVIEW AND COMMENT	DESCRIPTION	BY	APPROV	DATE
						05-16-18

LIFTING WEIGHT: SHIPPING WEIGHT: OPERATING WEIGHT: ALL DIMENSIONS ARE IN INCHES UNLESS NOTED. TOLERANCES: ±.1118" THRO ANGLE DRAWING SCALE: 1" = 18" DATE: 05-10-18		TITLE: RO SKID (3) 100 GPM ROS ON (2) BOLT TOGETHER SKIDS CUSTOMER:	DRAWN BY:	CHECKED BY:	REV: A
--	--	---	-----------	-------------	--------