



# WATERPLUS®

PRE-ENGINEERED SOLUTIONS

## SANDPLUS™ Media

SANDPLUS™ is a high rate filter media with improved filtration performance when compared to other media. The hardness, stability, uniformity and microporous character all help the media perform in both water and wastewater applications. While most filtration media filters down to 8-15 micron nominal size, SANDPLUS™ can filter down to 3-5 micron particle removal.

SANDPLUS™ can be used for industrial applications like cooling tower turbidity removal or pretreatment prior to reverse osmosis systems. It can be used in gravity or pressure filters with lower pressure drops and improved filtration performance. It can also be used in potable and irrigation applications or in storm water or wastewater reuse applications.

### Product Features

- Reduced system footprint sizes for SANDPLUS™ due to the hydrophilic properties of the media allow for high filter loading rates while maintaining high treatment efficiency.
- Higher particulate removal efficiency down to 3 to 5 micron particles.
- NSF/ANSI-61 Certified
- Long media life allows for economical water treatment operation

### Physical Properties

**Composition:** High Purity Alumino-Silicate

**Bulk Density:** 55 lb/ft<sup>3</sup> (0.88 kg/L)

**Mesh Sizes:** 14x40 mesh (0.4-1.4mm)

**Packaging:** 1ft<sup>3</sup> bags, 1m<sup>3</sup> supersacks

### Conditions for Operation

**pH:** 6.0 – 9.0

**Bed Depth:** 24" - 48" depending on application

**Underbed:** 1/2" to 1/4" Gravel, 1/4" to 1/8" Gravel, and 1/8" to 1/16" washed, well sorted transition sand.

**Freeboard:** at least 40% of bed depth

**Typical Treatment Loading Rate:** 10-20 gpm/ft<sup>2</sup>

**Backwash Rate:** 13-22 gpm/ft<sup>2</sup>, 5-15 minutes, temperature dependent




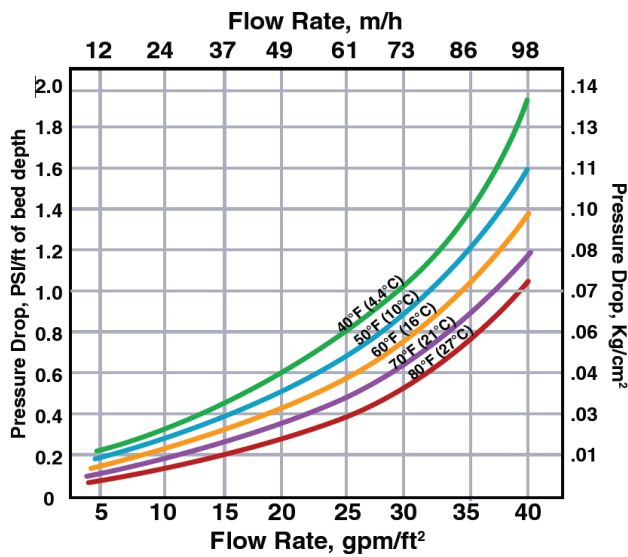
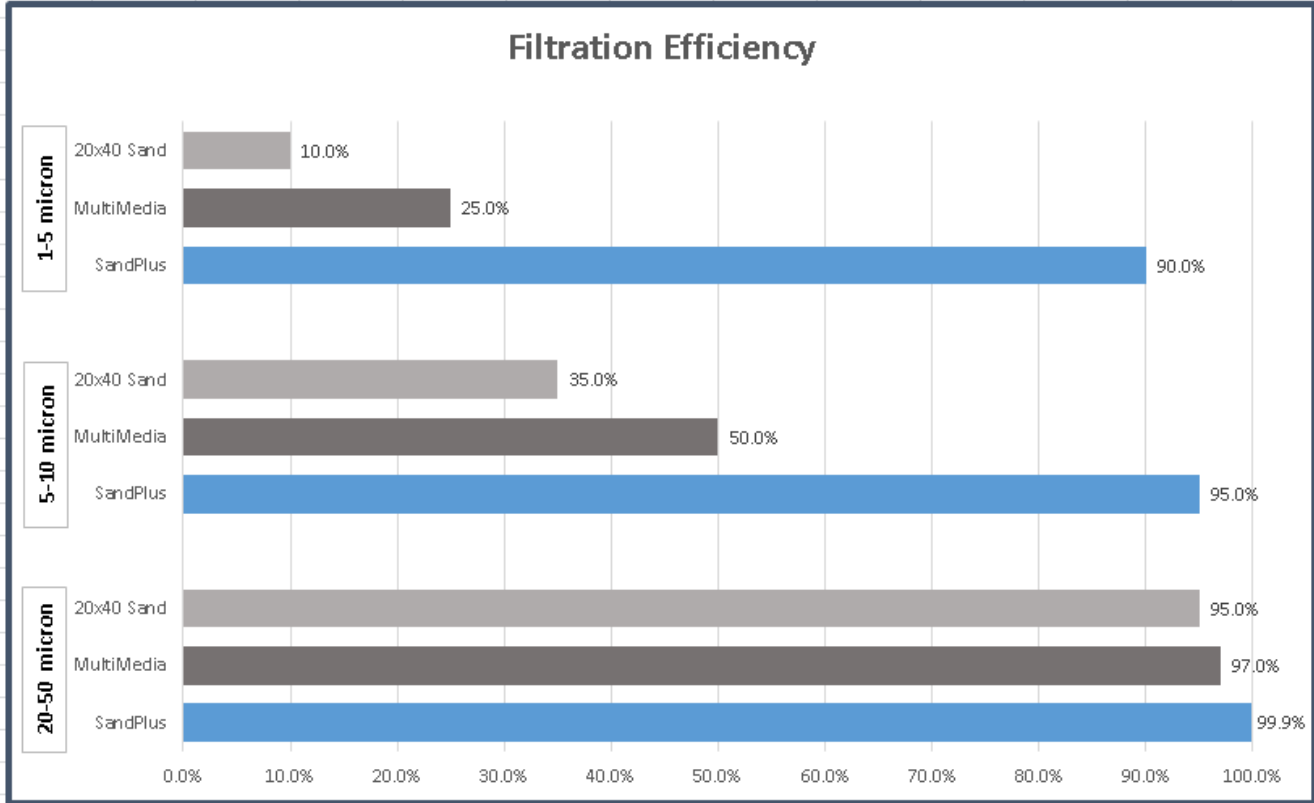
Figure 1: SANDPLUS Media Sample



# WATERPLUS®

PRE-ENGINEERED SOLUTIONS

## SANDPLUS™ Media



### BACKWASH FLOW REQUIREMENTS

°F	US gpm/ft <sup>2</sup>	m <sup>3</sup> per hr / m <sup>2</sup>	°C
80	22.3	54.5	27
70	19.8	48.4	21
60	17.2	42.0	16
50	14.8	36.2	10
40	12.5	30.6	4.5